

ABS Ceiling-wall Mounting Speaker

MAIN FEATURES

- 2-way loudspeaker configuration
- 6,5" fullrange driver
- 70V/100V multitap line transformer (10/5/2.5W)
- On-ceiling recommended installing
- Springs clamps mounting type
- Very lightweight ABS cabinet

DESCRIPTION

This surface-mounting series offers a quick and easy installation procedure, saving time and costs. Their ideal application range vary from office to educational buildings where clear announcements and occasional background music is needed. WCS 650 is equipped with a 10W 6,5" fullrange driver housed in a ABS cabinet.

TECHNICAL SPECIFICATIONS

GENERAL

Code	White	29470
Configuration	way	1
Fullrange driver	inch	6.5

ACOUSTIC SPECIFICATIONS

Frequency response	Hz	80 - 18k
Sensitivity (@1W/1m)	dB	93
Line input	V	100

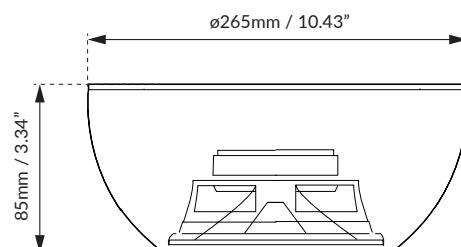
AMPLIFIER

Rated power	W	10
Transformer taps	W	10 / 5 / 2.5

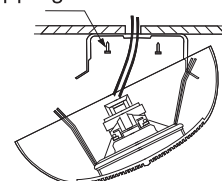
MECHANICAL SPECIFICATIONS

Material	Cabinet	ABS
	Grille	ABS
Net dimensions (WxHxD)	mm	ø265 x 85
	inch	ø10.43 x 3.34
Net weight	kg	1.20
	lb	2.64

DIMENSIONAL DRAWING

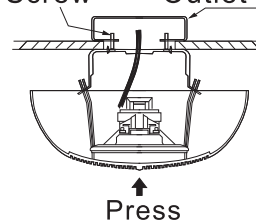


Tapping screw

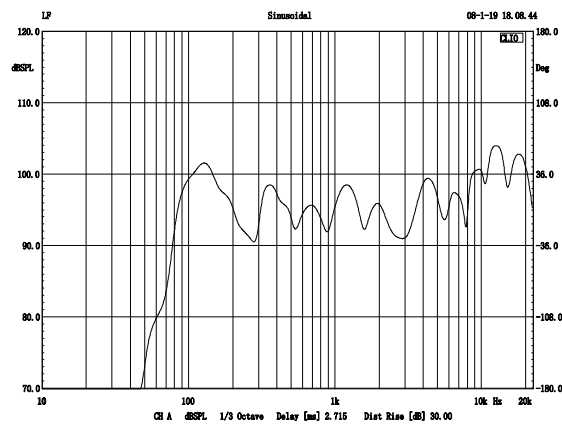
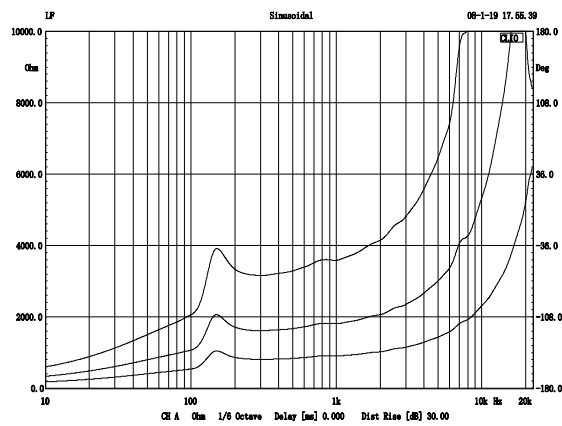


Direct mounting to the ceiling

Screw Outlet box



FREQUENCY RESPONSE DIAGRAMS



POLAR RESPONSE DIAGRAMS

