

Touring Rack


DESCRIPTION

The MYRACK "Touring Rack" is designed as a fully equipped and prewired system rack, providing power distribution, connector interfaces, and all internal cabling for three TALOS 20K4T amplifiers. MYRACK is equipped with a 32 A mains power connector, a mains distribution device with a 16 A mains link, and a loudspeaker connector panel. The 10U "Touring Rack" features two Lexan doors, four wheels, four handles, and recessed stacking molds at the top. MYRACK is configured to interface seamlessly, allowing multiple configurations for the entire FBT product range.




Number	Qty	Description
1	1	SD 16: Audio and network distribution panel
2	3	TALOS 20K4 T : Advanced system amplifier
3	1	PS 12 : Speaker power distribution panel
4	1	Removable front door
5	4	100mm wheels with brakes
6	1	24-Port managed Ethernet switch
7	1	PB 32: Mains power distribution panel
8	1	Removable rear door

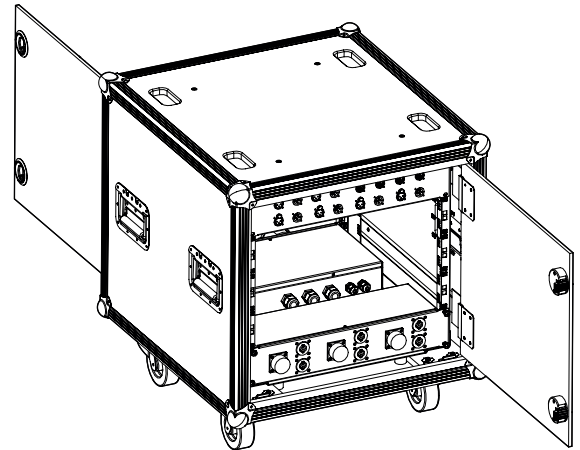
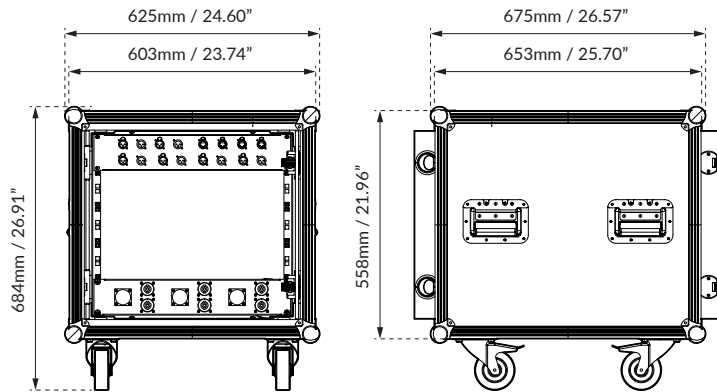
Front



Rear



DIMENSIONAL DRAWINGS

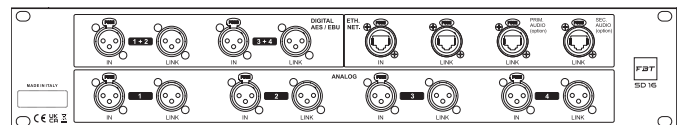


ELEMENTS

SD 16: Audio and network distribution panel

482 x 88 x 150mm (2U)
 18.97 x 3.46 x 5.90inch (2U)

Digital AES/EBU: 4 XLR (2 IN / 2 LINK)
 ANALOG: 8 XLR (4 IN / 4 LINK)
 ETH. NET: 4 RJ45 (1 IN / 4 LINK)

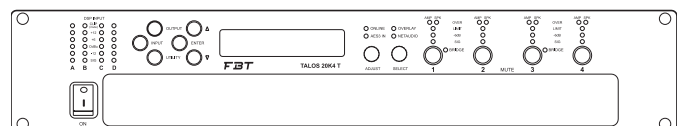


TALOS 20K4 T: Advanced system amplifier

482 x 88 x 360mm (2U)
 18.97 x 3.46 x 14.17inch (2U)

 1 x PowerCon 100-230V
 4 x Speakon loudspeaker

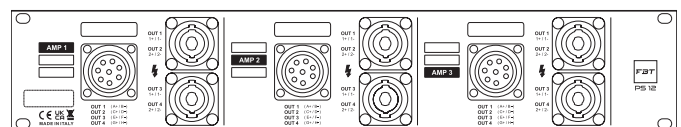
8 x XLR audio INPUT connectors
 2 x XLR AES3 audio INPUT connectors
 2 x RJ45 networked audioports (primary / secondary)
 1 x ETHERNET communication port



PS 12: Speaker power distribution panel

482 x 88 x 150mm (2U)
 18.97 x 3.46 x 5.90inch (2U)

6 x NLT4 Speakon connectors
 3 x CA-COM 8-pin connectors
 (Amp 1 / Amp 2 / Amp 3)

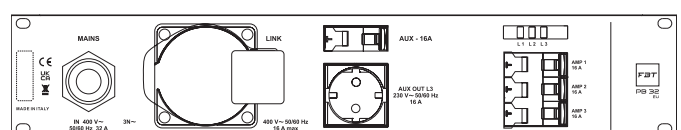


PB 32: Mains power distribution panel

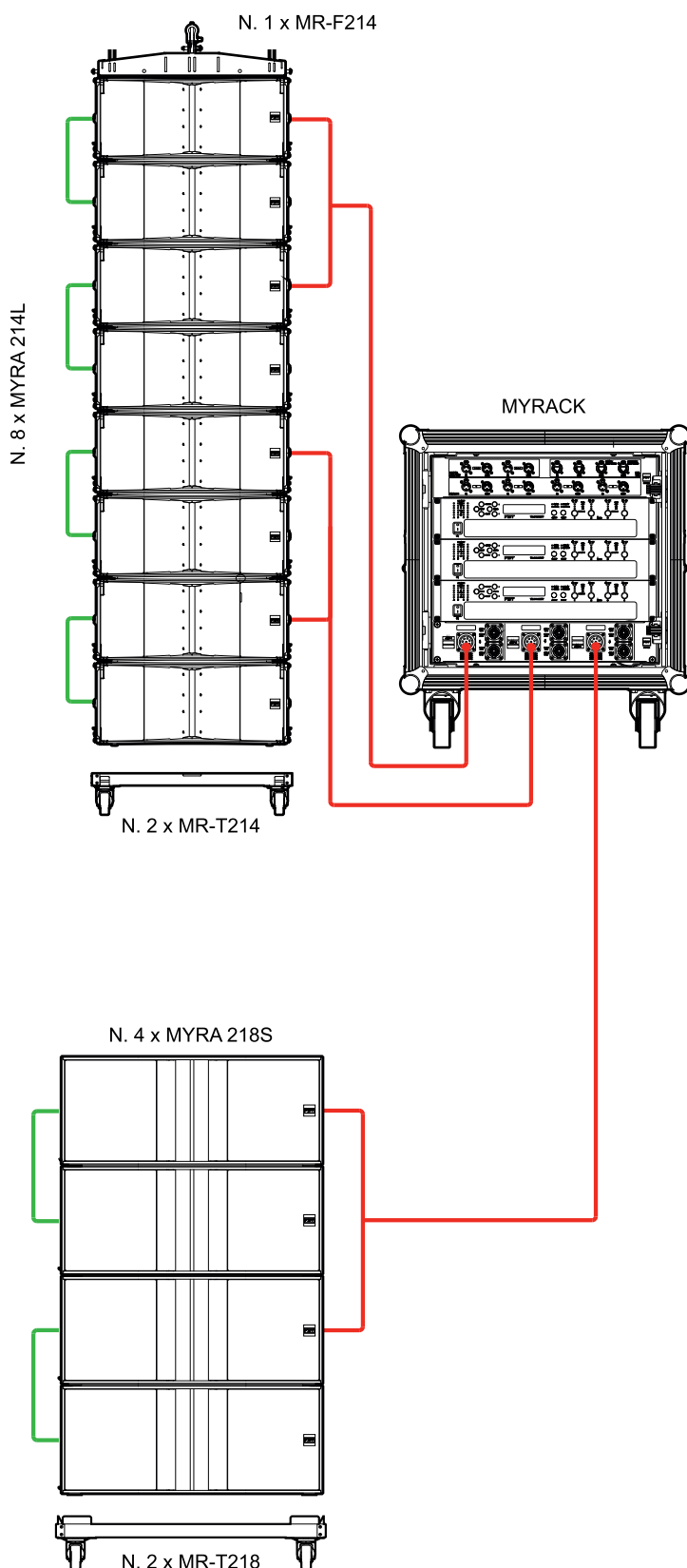
482 x 88 x 220mm (2U)
 18.97 x 3.46 x 8.66inch (2U)

 1 x 3 Phase power cord 32A CEE for main power input

1 x 3 Phase 16A CEE for link socket
 1 x Type F "Shuko" socket (auxiliary)
 4 x 16A type C circuit breakers (Aux/ Amp 1,2,3)



CONFIGURATION EXAMPLE



The MYRACK working principle is entirely modular, allowing the engineer to physically assemble and interconnect multiple elements to fit numerous applications. The MYRACK configuration, based on multiples of three TALOS 20K4 T amplifiers, provides maximum flexibility and power resources.

KIT LIST

- N. 8 x MYRA 214L Full range variable curvature 3-way line
- N. 4 x MYRA 218S Dual 18" subwoofer modules
- N. 1 x MR-F 214 Array frame
- N. 2 x MR-T 214 Chariot for 8 MYRA 214L
- N. 2 x MR-T 218 Chariot for transport of 2 MYRA 218S
- N. 1 x MYRACK Touring rack 10U
- N. 6 x Loudspeaker cables 4-pin with Neutrik speakon connectors
- N. 3 x Adapter CA-COM to Neutrik Speakon
- N. 3 x Speaker cable CA-COM male - female

OPTIONAL

- MR-FJ 214 Aiming plates
- MR-J 214 Suspension bars
- MR-P 214 Extension feet for MYRA 214L chariot
- MR-CT 214 Top cover for MYRA 214L